

Anchor[®]



The bride's bouquet



AnchorCrafts.com

f @anchorcrafting

Designed by Anchor Studio

Design No.: ANC0004-04

MEZ GmbH, 2019. All Rights Reserved.



ANC0004-04 The bride's bouquet

Anchor Stranded Cotton No. 4635000-





1 x 00024, 00033, 00039, 00209, 00235, 00238, 00263,
00271, 00303, 00397, 01042, 00400


Embroidery



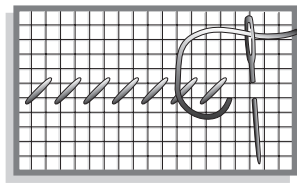
Difficult



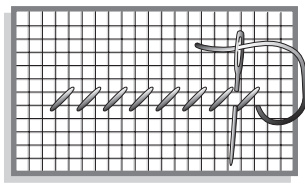




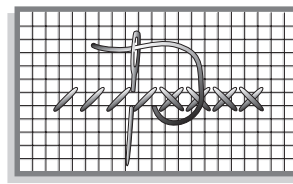
USED STICHES



Step 1

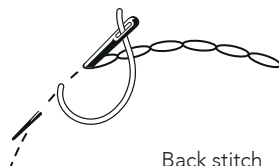
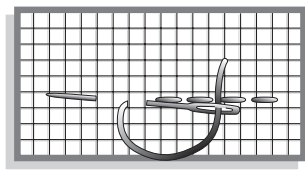



Step 2

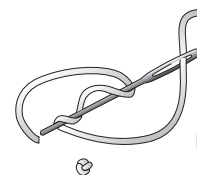


Step 3

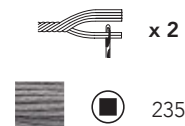
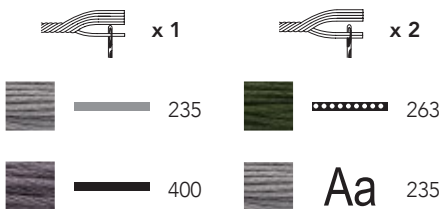
Cross stitch



Back stitch



French knot



GENERAL RECOMMENDATIONS FOR THE PROJECT

Fabric: We recommend an evenweave fabric for Cross Stitch, combined with a tapestry needle of corresponding size. For Freestyle embroidery either a very fine evenweave fabric or closely woven fabric for use with an embroidery/ crewel needle.

Obviously needle sizes will depend on fabric.

EMBROIDERY TIPS & TRICKS

Tip: Always work Cross Stitch with a tapestry needle. Always work Cross Stitch first, then Back Stitch and Straight Stitch. Each square on the chart represents one Cross Stitch. The lines/strokes represent Back Stitches.